



Surname _____

Other Names _____

Centre Number _____

Candidate Number _____

Candidate Signature _____

A-level FURTHER MATHEMATICS

Paper 3 Discrete

7367/3D

Thursday 13 June 2019 Afternoon

Time allowed: 2 hours

For this paper:

- You must have the **AQA formulae and statistical tables booklet for A-level Mathematics and A-level Further Mathematics.**
- You should have a **scientific calculator that meets the requirements of the specification. (You may use a graphical calculator.)**
- You must ensure you have the other optional **Question Paper/Answer Book for which you are entered (EITHER Mechanics OR Statistics).** You will have **2 hours to complete BOTH papers.**

At the top of the page, write your surname and other names, your centre number, your candidate number and add your signature.

[Turn over]



JUN1973673D01

BLANK PAGE



INSTRUCTIONS

- Use black ink or black ball-point pen. Pencil should only be used for drawing.
- Answer ALL questions.
- You must answer each question in the space provided for that question. If you require extra space for your answer(s), use the lined pages at the end of this book. Write the question number against your answer(s).
- Do NOT write on blank pages.
- Show all necessary working; otherwise marks for method may be lost.
- Do all rough work in this book. Cross through any work you do not want to be marked.

INFORMATION

- The marks for questions are shown in brackets.
- The maximum mark for this paper is 50.

ADVICE

- Unless stated otherwise, you may quote formulae, without proof, from the booklet.
- You do not necessarily need to use all the space provided.

DO NOT TURN OVER UNTIL TOLD TO DO SO



Answer ALL questions in the spaces provided.

1 Deanna and Will play a zero-sum game.

The game is represented by the following pay-off matrix for Deanna.

		Will		
		STRATEGY	X	Y
Deanna	A	-1	0	2
	B	-2	-1	3
	C	5	-2	-3
	D	6	-2	0

Which strategy is Deanna's play-safe strategy?

Circle your answer. [1 mark]

A

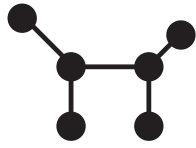
B

C

D

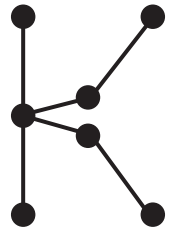
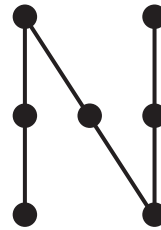
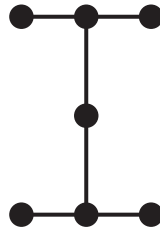
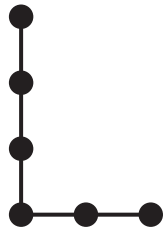


2 The graph D is shown in the diagram below.



Which of the graphs below is a subdivision of D ?

Circle your answer. [1 mark]



[Turn over]

3 The Simplex tableau below is optimal.

P	x	y	z	r	s	VALUE
1	$k^2 + k - 6$	0	0	$k - 1$	1	20
0	0	0	1	1.5	0	6
0	0	1	0	0	0.5	86

3 (a) Deduce the range of values that k must satisfy.
[3 marks]

3 (b) Write down the value of the variable s which corresponds to the optimal value of P . [1 mark]

[Turn over]



- 4 The connected planar graph P has the adjacency matrix

	A	B	C	D	E
A	0	1	1	0	1
B	1	0	1	0	1
C	1	1	0	1	1
D	0	0	1	0	1
E	1	1	1	1	0

- 4 (a) Draw P [1 mark]

- 4 (b) Using Euler's formula for connected planar graphs, show that P has exactly 5 faces.
[2 marks]

[Turn over]



[Turn over]



5 The set S is defined as

$$S = \{A, B, C, D\}$$

where

$$A = \begin{bmatrix} 1 & 0 \\ 0 & 1 \end{bmatrix} \quad B = \begin{bmatrix} 0 & -1 \\ 1 & 0 \end{bmatrix}$$

$$C = \begin{bmatrix} -1 & 0 \\ 0 & -1 \end{bmatrix} \quad D = \begin{bmatrix} 0 & 1 \\ -1 & 0 \end{bmatrix}$$

The group G is formed by S under matrix multiplication.

The group H is defined as $H = (\langle i \rangle, \times)$, where $i^2 = -1$

5 (a) (i) Prove that B is a generator of G .

Fully justify your answer. [3 marks]



5 (a) (ii) Show that $G \cong H$.

Fully justify your answer. [4 marks]

[Turn over]



5 (b) (i) Explain why H has no subgroups of order 3

Fully justify your answer. [2 marks]



5 (b) (ii) Find ALL of the subgroups of H . [3 marks]

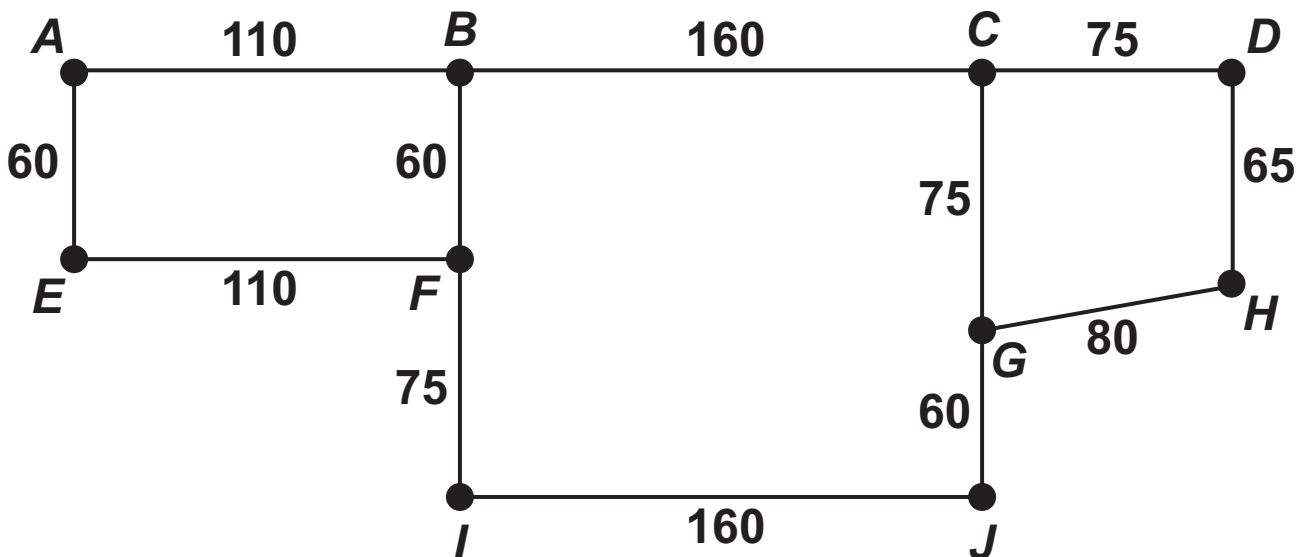
[Turn over]



- 6 A council wants to monitor how long cars are being parked for in short-stay parking bays in a town centre. They employ a traffic warden to walk along the streets in the town centre and issue fines to drivers who park for longer than the stated time.

The network below shows streets in the town centre which have short-stay parking bays. Each node represents a street corner and the weight of each arc represents the length, in metres, of the street.

The short-stay parking bays are positioned along only one side of each street.



The council assumes that the traffic warden will walk at an average speed of 4.8 kilometres per hour when not issuing fines.

6 (a) To monitor all of the parking bays, the traffic warden needs to walk along every street in the town centre at least once, starting and finishing at the same street corner.

Find the shortest possible time, to the nearest minute, it can take the traffic warden to monitor all of the parking bays.

Fully justify your answer. [5 marks]

[Turn over]





6 (b) Explain why the actual time for the traffic warden to walk along every street in the town centre at least once may be different to the value found in part (a). [1 mark]

[Turn over]

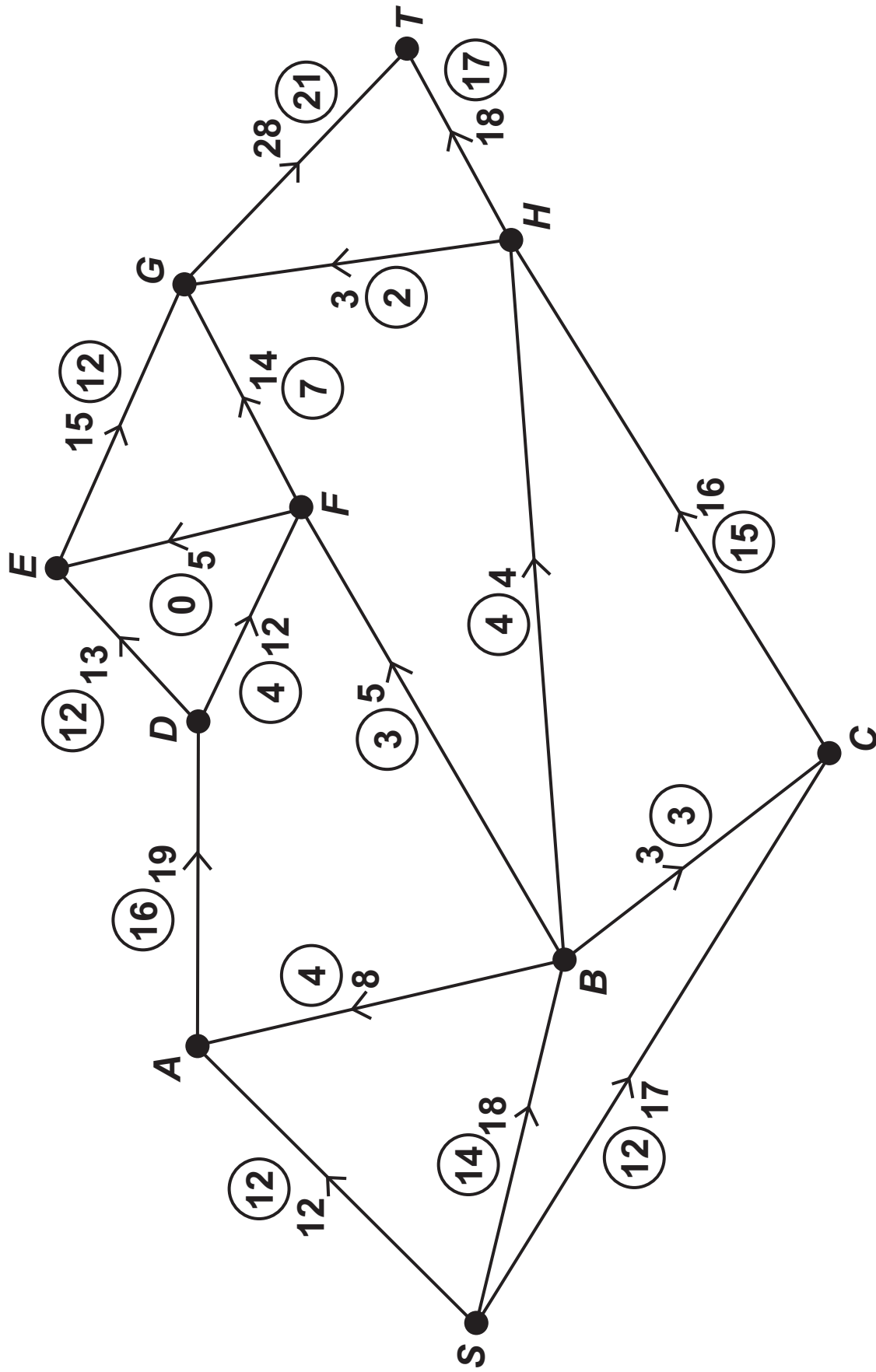
7 **FIGURE 1** opposite shows a system of water pipes in a manufacturing complex.

The number on each arc represents the upper capacity for each pipe in litres per second. The numbers in the circles represent an initial feasible flow of 38 litres of water per second.





FIGURE 1



- 7 (a) (i) Calculate the value of the cut $\{S, A, B, C\}$
 $\{D, E, F, G, H, T\}$. [1 mark]



7 (a) (ii) Explain, in the context of the question, what can be deduced from your answer to part (a)(i).
[1 mark]

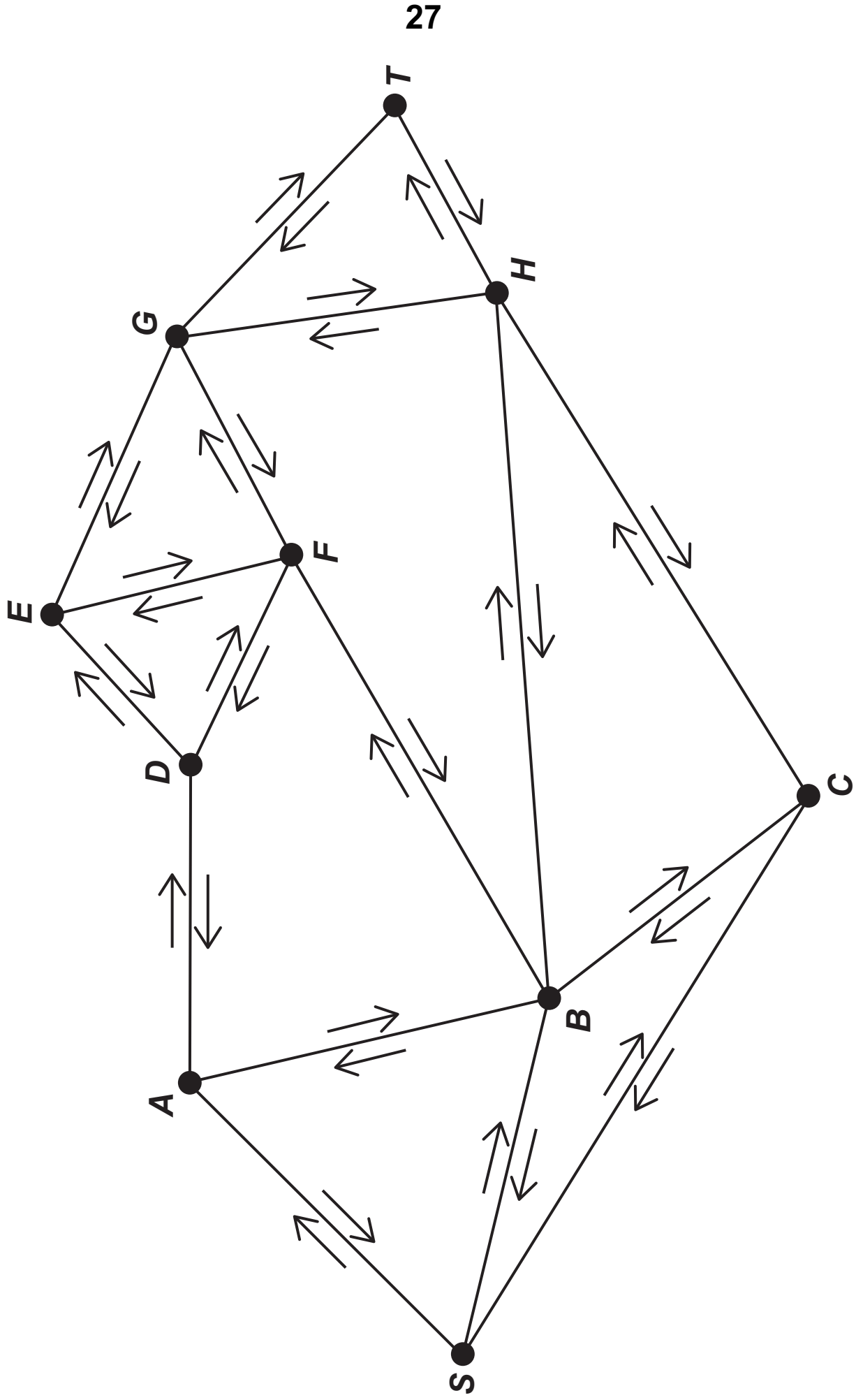
[Turn over]

- 7 (b) (i) Using the initial feasible flow shown in FIGURE 1 on page 23, indicate on FIGURE 2 opposite potential increases and decreases in the flow along each arc. [2 marks]





FIGURE 2



[Turn over]

- 7 (b) (ii) Use flow augmentation on FIGURE 2 on the previous page to find the maximum flow through the manufacturing complex.

You must indicate any flow augmenting paths clearly in the table and modify the potential increases and decreases of the flow on FIGURE 2. [4 marks]

AUGMENTING PATH	FLOW

Maximum Flow = _____



7 (c) The management of the manufacturing complex want to increase the maximum amount of water which can flow through the system of pipes. To do this they decide to upgrade one of the water pipes by replacing it with a larger capacity pipe.

Explain which pipe should be upgraded.

Deduce what effect this upgrade will have on the maximum amount of water which can flow through the system of pipes. [2 marks]

[Turn over]



- 8 A motor racing team is undertaking a project to build next season's racing car. The project is broken down into 12 separate activities *A*, *B*, ..., *L*, as shown in the precedence table below. Each activity requires one member of the racing team.

ACTIVITY	DURATION (DAYS)	IMMEDIATE PREDECESSORS
<i>A</i>	7	—
<i>B</i>	6	—
<i>C</i>	15	—
<i>D</i>	9	<i>A</i> , <i>B</i>
<i>E</i>	8	<i>D</i>
<i>F</i>	6	<i>C</i> , <i>D</i>
<i>G</i>	7	<i>C</i>
<i>H</i>	14	<i>E</i>
<i>I</i>	17	<i>F</i> , <i>G</i>
<i>J</i>	9	<i>H</i> , <i>I</i>
<i>K</i>	8	<i>I</i>
<i>L</i>	12	<i>J</i> , <i>K</i>

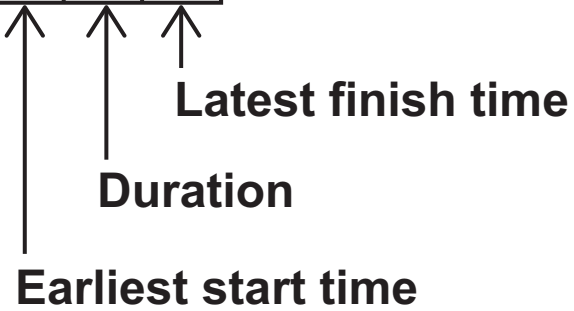
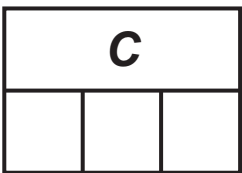
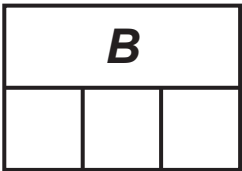
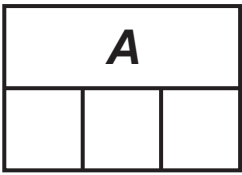
- 8 (a) (i) Complete the activity network for the project on FIGURE 3 on page 32. [2 marks]
- 8 (a) (ii) Find the earliest start time and the latest finish time for each activity and show these values on FIGURE 3 on page 32. [3 marks]



8 (b) Write down the critical path(s). [1 mark]

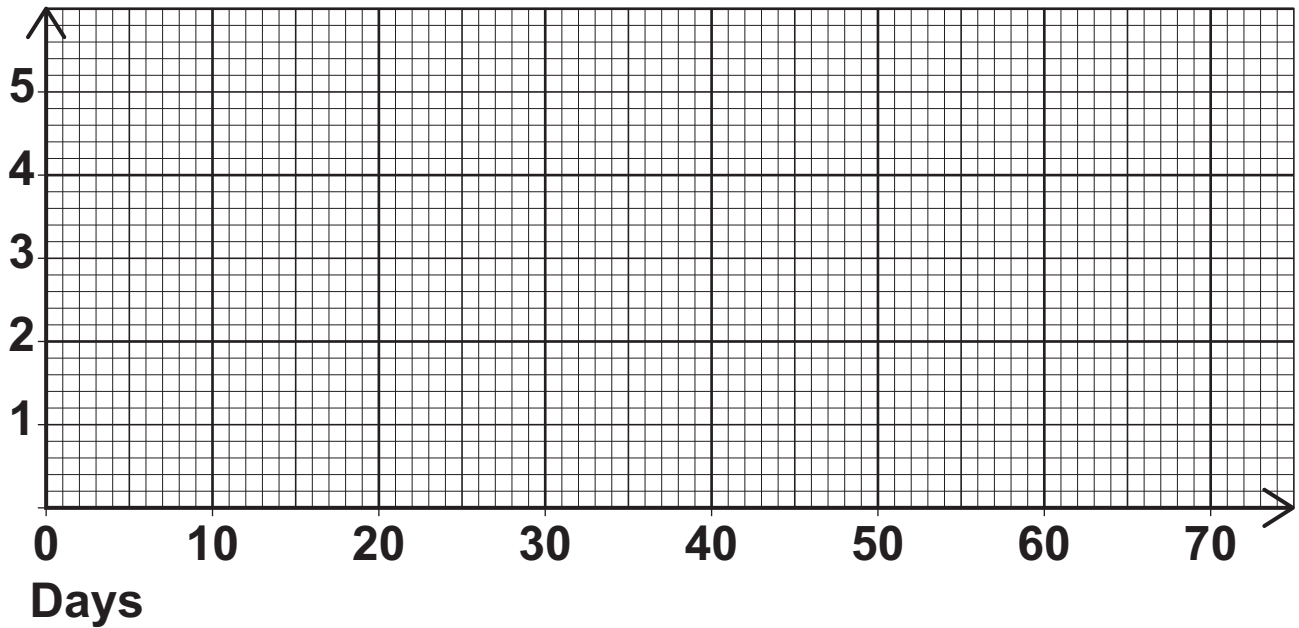
[Turn over]

FIGURE 3



- 8 (c) (i) Using FIGURE 4, draw a resource histogram for the project to show how the project can be completed in the shortest possible time. Assume that each activity is to start as early as possible. [2 marks]

FIGURE 4



[Turn over]

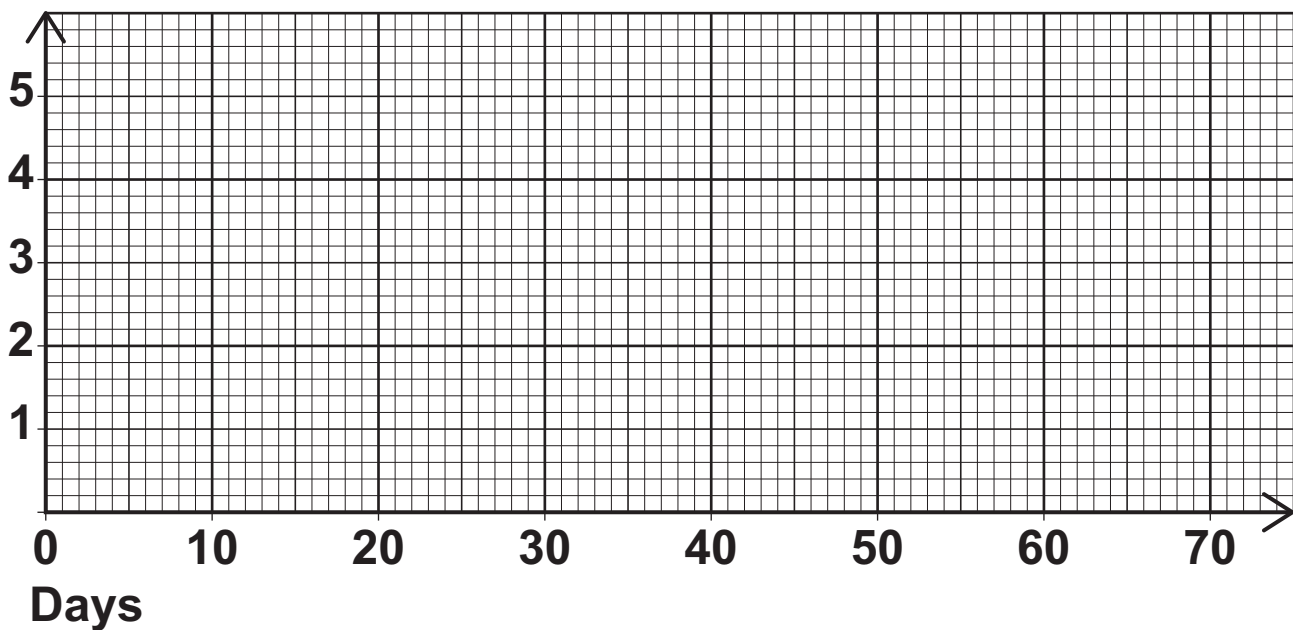


- 8 (c) (ii) The racing team's boss assigns two members of the racing team to work on the project.

Explain the effect this has on the minimum completion time for the project.

You may use FIGURE 5 in your answer.
[2 marks]

FIGURE 5



END OF QUESTIONS



BLANK PAGE



Question number | **Additional page, if required. Write the question numbers in the left-hand margin.**

**Question
number**

**Additional page, if required. Write the
question numbers in the left-hand margin.**

Question number | **Additional page, if required. Write the question numbers in the left-hand margin.**

For Examiner's Use	
Question	Mark
1	
2	
3	
4	
5	
6	
7	
8	
TOTAL	

Copyright information

For confidentiality purposes, from the November 2015 examination series, acknowledgements of third-party copyright material are published in a separate booklet rather than including them on the examination paper or support materials. This booklet is published after each examination series and is available for free download from www.aqa.org.uk after the live examination series.

Permission to reproduce all copyright material has been applied for. In some cases, efforts to contact copyright-holders may have been unsuccessful and AQA will be happy to rectify any omissions of acknowledgements. If you have any queries please contact the Copyright Team, AQA, Stag Hill House, Guildford, GU2 7XJ.

Copyright © 2019 AQA and its licensors. All rights reserved.

PB/Jun19/7367/3D/E3

